
MATHEMATICS

0580/23

Paper 2 (Extended)

October/November 2016

MARK SCHEME

Maximum Mark: 70

Published

This mark scheme is published as an aid to teachers and candidates, to indicate the requirements of the examination. It shows the basis on which Examiners were instructed to award marks. It does not indicate the details of the discussions that took place at an Examiners' meeting before marking began, which would have considered the acceptability of alternative answers.

Mark schemes should be read in conjunction with the question paper and the Principal Examiner Report for Teachers.

Cambridge will not enter into discussions about these mark schemes.

Cambridge is publishing the mark schemes for the October/November 2016 series for most Cambridge IGCSE[®], Cambridge International A and AS Level components and some Cambridge O Level components.

Page 2	Mark Scheme	Syllabus	Paper
	Cambridge IGCSE – October/November 2016	0580	23

Abbreviations

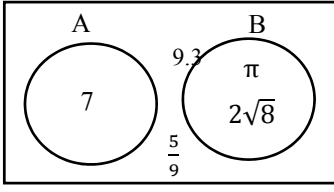
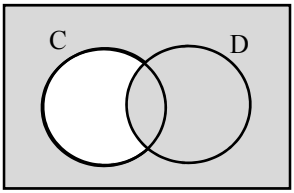
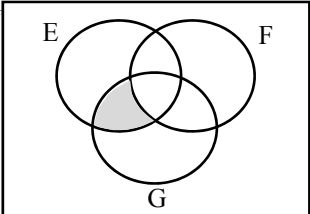
cao	correct answer only
dep	dependent
FT	follow through after error
isw	ignore subsequent working
oe	or equivalent
SC	Special Case
nfw	not from wrong working
soi	seen or implied

Question	Answer	Mark	Part marks
1	36	1	
2	n^7 final answer	1	
3	B	1	
4 (a)	2.47×10^6	1	
(b)	7.9×10^{-3}	1	
5	$\frac{18}{30}$ and $\frac{5}{30}$ oe must be shown $\frac{23}{30}$ cao	M1 A1	$\frac{18k}{30k}$ and $\frac{5k}{30k}$
6	Thursday	2	M1 for 5.4 found or at least two of: 3.8, 3.6 and 4 found
7	0.4^2 0.6^3 0.22 $\sqrt{0.09}$	2	M1 for decimal conversion 0.216 and 0.3 and 0.16
8	4.25 4.15	2	B1 for each or both answers reversed
9 (a)	A	1	
(b)	A ruled line joining (65, 23) to (80, 28)	1	
10 (a)	2.9[0] or 2.900 to 2.901	1	
(b)	3.17 or 3.172 to 3.173	1	
11	18 360	2	M1 for $34\,000 \times \left(1 - \frac{40}{100}\right) \times \left(1 - \frac{10}{100}\right)$ oe
12	32.7 or 32.72 to 32.73	2	M1 for $\left[\frac{1}{2} \times \frac{4}{3} \times \pi \times \left(\frac{5}{2}\right)^3\right]$

Page 3	Mark Scheme	Syllabus	Paper
	Cambridge IGCSE – October/November 2016	0580	23

Question	Answer	Mark	Part marks
13	$\frac{2}{9}$ oe, must be a fraction	2	M1 for $2.\dot{2} - 0.\dot{2}$ oe or B1 for $\frac{k}{9}$
14 (a)	30	1	
(b)	47.5	2	M1 for 4.5×5 oe
15 (a)	68	1	
(b)	9	2	M1 for $360 \div 40$ oe or $\frac{180(n-2)}{n} = 140$ oe
16	1.25	3	M1 for $d = \frac{k}{(w+1)^2}$ or better M1 for $[d=] \frac{\text{their } k}{(7+1)^2}$ or M2 for $3.2(4+1)^2 = d(7+1)^2$ oe
17	$y = 2x$ oe	3	M1 for $\frac{1-3}{12-8}$ oe M1 for perpendicular gradient \times <i>their</i> $\frac{1-3}{12-8} = -1$ oe If zero scored, SC1 for answer $y = kx$ $k \neq 2$ or 0
18 (a)	25	1	
(b)	$\frac{x^2-3}{2}$ oe final answer	1	
(c)	$2x + 3$ final answer	2	M1 for correct first step, e.g. $x = \frac{y-3}{2}$ or $2y = x - 3$

Page 4	Mark Scheme	Syllabus	Paper
	Cambridge IGCSE – October/November 2016	0580	23

Question	Answer	Mark	Part marks
19 (a)	Correct tangent	B1	No daylight between tangent and curve at point of contact. Consider point of contact as midpoint between two vertices of daylight, the midpoint must be between $x = 0.8$ and $x = 1.2$
	$2.1 \leq \text{grad} \leq 3.9$	2	dep on B1 M1 for $\frac{\text{rise}}{\text{run}}$ also dep on any tangent drawn or close attempt at tangent at any point Must see correct or implied calculation from a drawn tangent
(b)	$(-2, 8)$	1	
20 (a)		2	B1 for 3 elements in the correct place
(b)		1	
		1	
21 (a)	14.4 or 14.42 to 14.43	2	M1 for $\frac{1}{2} \times 6.2 \times 4.7 \times \sin 82$ oe
(b)	30.7 or 30.72...	2	M1 for $\sin = \frac{2050}{\frac{1}{2} \times 107 \times 75}$
22	1 3.5 1	4	B3 for 2 correct B2 for 1 correct or M1 for 2, 7, [...] and 2 seen [FDs]
23	$\frac{7n}{2t+3m}$ final answer	4	M1 for $7n(6p-1)$ seen and M2 for $(2t+3m)(6p-1)$ seen or M1 for $2t(6p-1) + 3m(6p-1)$ or $6p(2t+3m) - 1(2t+3m)$

Page 5	Mark Scheme	Syllabus	Paper
	Cambridge IGCSE – October/November 2016	0580	23

Question	Answer	Mark	Part marks
24	$y \leq -\frac{3}{5}x + 6$ oe $x \geq 2$ oe $y > x$ oe final answers	5	SC4 for $y < -\frac{3}{5}x + 6, x > 2, y \geq x$ oe or B3 for $y \leq -\frac{3}{5}x + 6$ oe or B2 for $y = -\frac{3}{5}x + 6$ oe or B1 for gradient $= -\frac{3}{5}$ oe soi and B2 for $x \geq 2$ and $y > x$ oe or B1 for either $x \geq 2$ or $y > x$ oe or for $x = 2$ and $y = x$ with incorrect inequalities
25 (a)	CB	1	
(b)	$\begin{pmatrix} 36 & -2 \\ 18 & -1 \end{pmatrix}$	2	B1 for two correct entries
(c)	$\frac{1}{47} \begin{pmatrix} 5 & 3 \\ -4 & 7 \end{pmatrix}$ oe isw	2	B1 for $k \begin{pmatrix} 5 & 3 \\ -4 & 7 \end{pmatrix}$ seen or $\det = 47$ soi
(d)	The determinant is 0 oe	1	