



Cambridge Assessment International Education
Cambridge International General Certificate of Secondary Education

CANDIDATE
NAME

CENTRE
NUMBER

--	--	--	--	--

CANDIDATE
NUMBER

--	--	--	--

MATHEMATICS

0580/41

Paper 4 (Extended)

May/June 2019

2 hours 30 minutes

Candidates answer on the Question Paper.

Additional Materials:

Electronic calculator

Geometrical instruments

Tracing paper (optional)

READ THESE INSTRUCTIONS FIRST

Write your centre number, candidate number and name on all the work you hand in.

Write in dark blue or black pen.

You may use an HB pencil for any diagrams or graphs.

Do not use staples, paper clips, glue or correction fluid.

DO NOT WRITE IN ANY BARCODES.

Answer **all** questions.

If working is needed for any question it must be shown below that question.

Electronic calculators should be used.

If the degree of accuracy is not specified in the question, and if the answer is not exact, give the answer to three significant figures. Give answers in degrees to one decimal place.

For π , use either your calculator value or 3.142.

At the end of the examination, fasten all your work securely together.

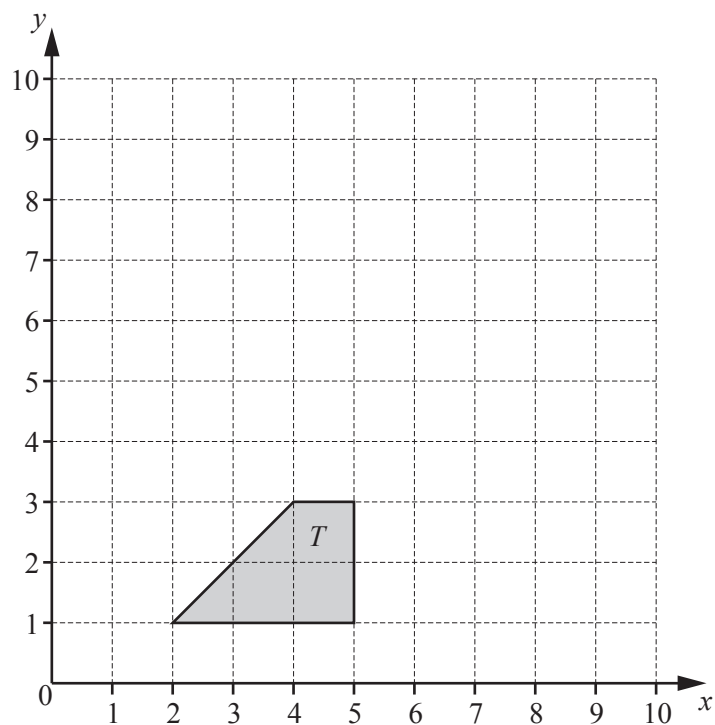
The number of marks is given in brackets [] at the end of each question or part question.

The total of the marks for this paper is 130.

This document consists of **16** printed pages.



1



- (a) (i) Translate shape T by the vector $\begin{pmatrix} -1 \\ 6 \end{pmatrix}$.

Label the image A .

[2]

- (ii) Rotate shape T about the point $(5, 3)$ through 180° .
Label the image B .

[2]

- (iii) Describe fully the **single** transformation that maps shape A onto shape B .

.....

.....

[3]

- (b) (i) Reflect shape T in the line $y = x$.

[2]

- (ii) Find the matrix that represents the transformation in **part (b)(i)**.

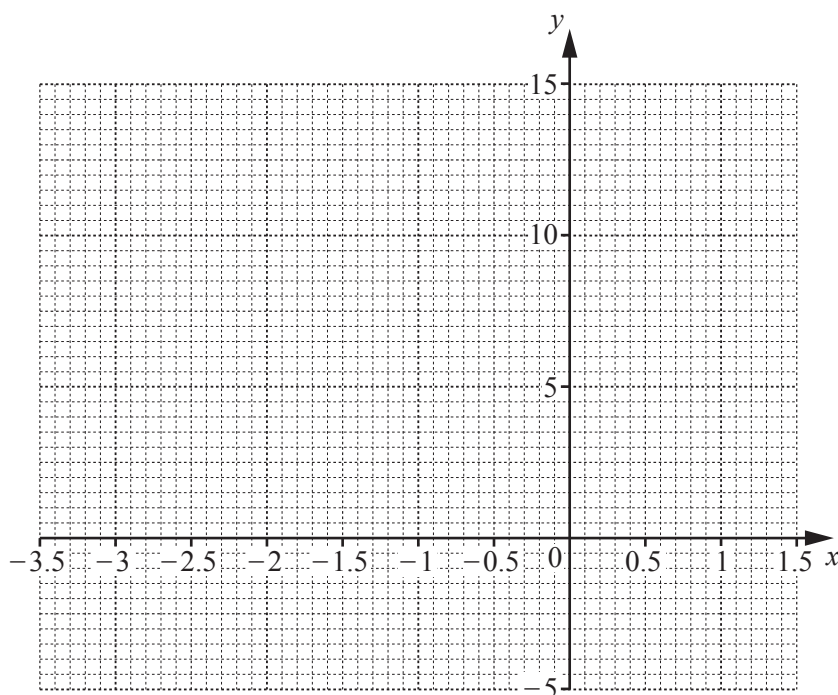
$\begin{pmatrix} & \\ & \end{pmatrix}$ [2]

- 2 The table shows some values for $y = x^3 + 3x^2 + 2$.

x	-3.5	-3	-2.5	-2	-1.5	-1	-0.5	0	0.5	1	1.5
y	-4.1		5.1	6	5.4	4	2.6		2.9		12.1

- (a) Complete the table. [3]

- (b) On the grid, draw the graph of $y = x^3 + 3x^2 + 2$ for $-3.5 \leq x \leq 1.5$.



[4]

- (c) Use your graph to solve the equation $x^3 + 3x^2 + 2 = 0$ for $-3.5 \leq x \leq 1.5$.

$x = \dots\dots\dots$ [1]

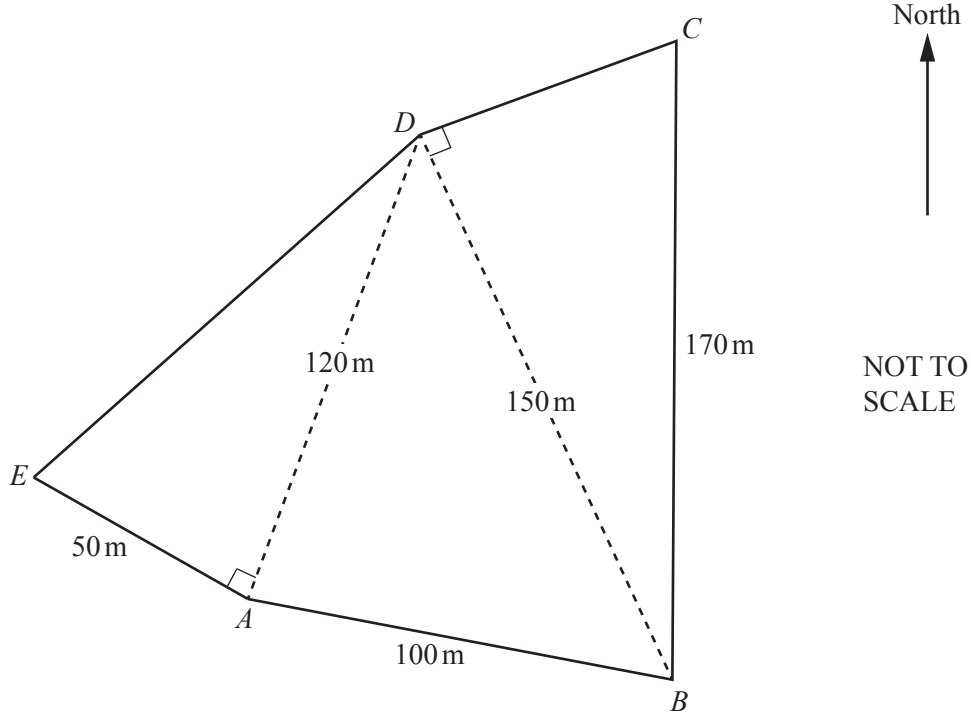
- (d) By drawing a suitable straight line, solve the equation $x^3 + 3x^2 + 2x + 2 = 0$ for $-3.5 \leq x \leq 1.5$.

$x = \dots\dots\dots$ [2]

- (e) For $-3.5 \leq x \leq 1.5$, the equation $x^3 + 3x^2 + 2 = k$ has three solutions and k is an integer.

Write down a possible value of k .

$k = \dots\dots\dots$ [1]



The diagram shows a field $ABCDE$.

- (a) Calculate the perimeter of the field $ABCDE$.

..... m [4]

- (b) Calculate angle ABD .

Angle $ABD =$ [4]

- (c) (i) Calculate angle CBD .

Angle $CBD = \dots\dots\dots$ [2]

- (ii) The point C is due north of the point B .

Find the bearing of D from B .

$\dots\dots\dots$ [2]

- (d) Calculate the area of the field $ABCDE$.
Give your answer in hectares.
[1 hectare = $10\,000\text{ m}^2$]

$\dots\dots\dots$ hectares [4]

- 4 (a) The test scores of 14 students are shown below.

21 21 23 26 25 21 22 20 21 23 23 27 24 21

- (i) Find the range, mode, median and mean of the test scores.

Range =

Mode =

Median =

Mean = [6]

- (ii) A student is chosen at random.

Find the probability that this student has a test score of more than 24.

..... [1]

- (b) Petra records the score in each test she takes.

The mean of the first n scores is x .

The mean of the first $(n - 1)$ scores is $(x + 1)$.

Find the n th score in terms of n and x .

Give your answer in its simplest form.

..... [3]

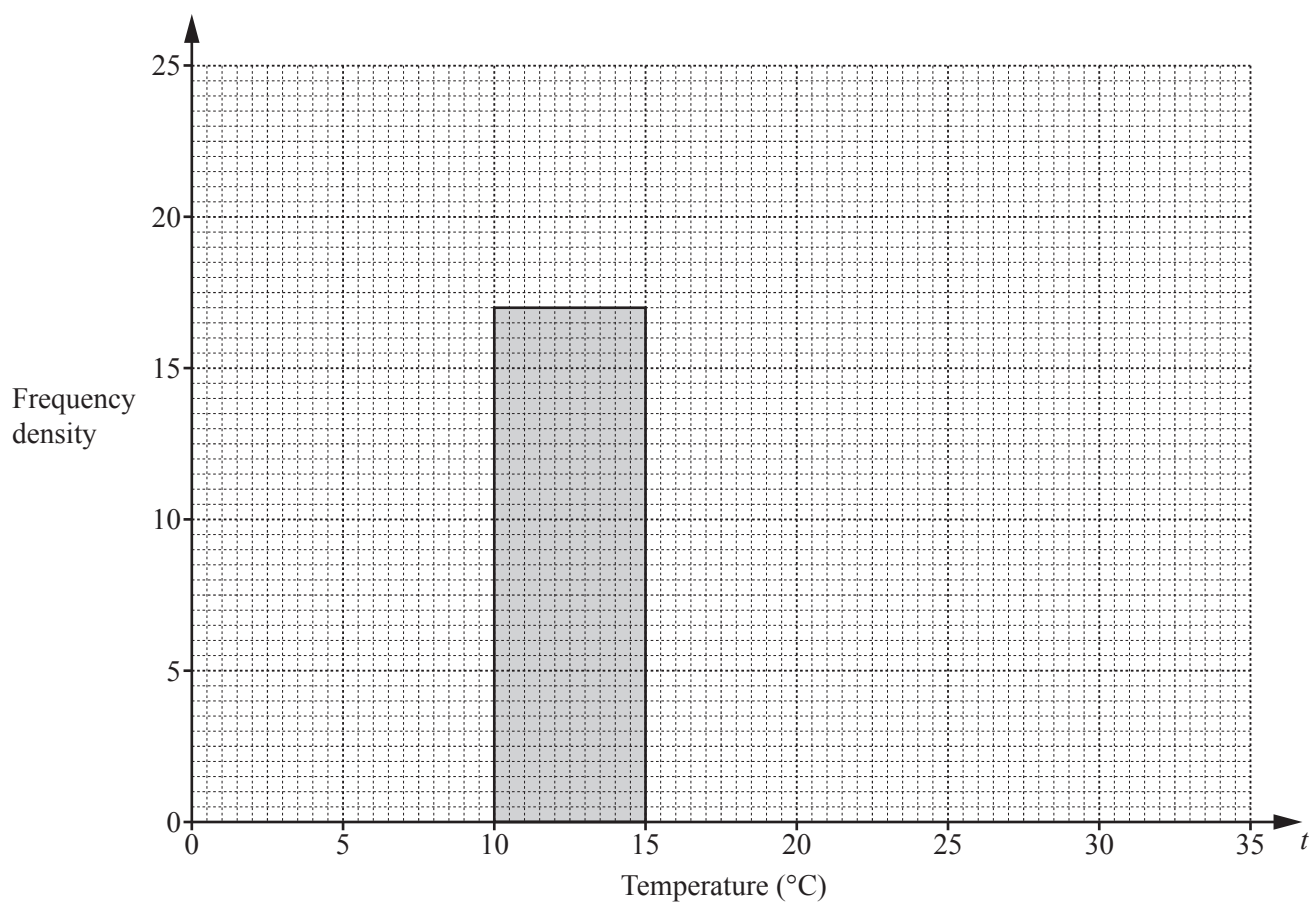
- (c) During one year the midday temperatures, $t^{\circ}\text{C}$, in Zedford were recorded. The table shows the results.

Temperature ($t^{\circ}\text{C}$)	$0 < t \leq 10$	$10 < t \leq 15$	$15 < t \leq 20$	$20 < t \leq 25$	$25 < t \leq 35$
Number of days	50	85	100	120	10

- (i) Calculate an estimate of the mean.

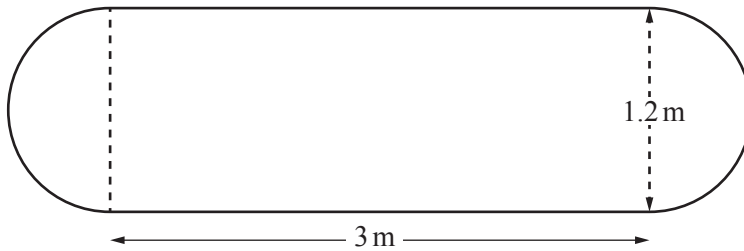
..... $^{\circ}\text{C}$ [4]

- (ii) Complete the histogram to show the information in the table.



[4]

5



NOT TO
SCALE

The diagram shows the surface of a garden pond, made from a rectangle and two semicircles. The rectangle measures 3 m by 1.2 m.

- (a) Calculate the area of this surface.

.....m² [3]

- (b) The pond is a prism and the water in the pond has a depth of 20 cm.

Calculate the number of litres of water in the pond.

..... litres [3]

- (c) After a rainfall, the number of litres of water in the pond is 1007.

Calculate the increase in the depth of water in the pond.
Give your answer in centimetres.

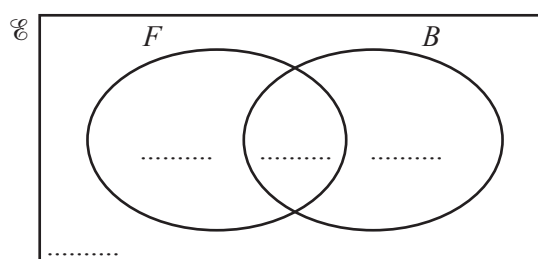
..... cm [3]

- 6 $\mathcal{C} = \{\text{students in a school}\}$
 $F = \{\text{students who play football}\}$
 $B = \{\text{students who play baseball}\}$

There are 240 students in the school.

- 120 students play football
- 40 students play baseball
- 90 students play football but not baseball.

- (a) Complete the Venn diagram to show this information.



[2]

- (b) Find $n(F' \cap B')$.

..... [1]

- (c) A student in the school is chosen at random.

Find the probability that this student plays baseball but not football.

..... [1]

- (d) Two students who play baseball are chosen at random.

Find the probability that they both also play football.

..... [3]

7 (a) $s = ut + \frac{1}{2}at^2$

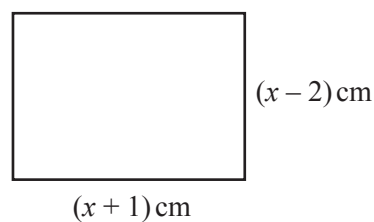
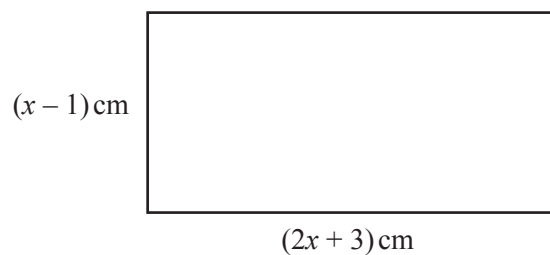
- (i) Find s when $t = 26.5$, $u = 104.3$ and $a = -2.2$.
Give your answer in standard form, correct to 4 significant figures.

$s = \dots\dots\dots$ [4]

- (ii) Rearrange the formula to write a in terms of u , t and s .

$a = \dots\dots\dots$ [3]

(b)



NOT TO SCALE

The difference between the areas of the two rectangles is 62 cm^2 .

(i) Show that $x^2 + 2x - 63 = 0$.

[3]

(ii) Factorise $x^2 + 2x - 63$.

..... [2]

(iii) Solve the equation $x^2 + 2x - 63 = 0$ to find the difference between the perimeters of the two rectangles.

..... cm [2]

- 8 (a) The price of a book increases from \$2.50 to \$2.65 .

Calculate the percentage increase.

..... % [3]

- (b) Scott invests \$500 for 7 years at a rate of 1.5% per year simple interest.

Calculate the value of his investment at the end of the 7 years.

\$ [3]

- (c) In a city the population is increasing exponentially at a rate of 1.6% per year.

Find the overall percentage increase at the end of 20 years.

..... % [2]

- (d) The population of a village is 6400.
The population is decreasing exponentially at a rate of $r\%$ per year.
After 22 years, the population will be 2607.

Find the value of r .

$r =$ [3]

13

9 $f(x) = 7x - 2$ $g(x) = x^2 + 1$ $h(x) = 3^x$

(a) Find $gh(2)$.

..... [2]

(b) Find $f^{-1}(x)$.

$f^{-1}(x) =$ [2]

(c) $gg(x) = ax^4 + bx^2 + c$

Find the values of a , b and c .

$a =$

$b =$

$c =$ [3]

(d) Find x when $hf(x) = 81$.

$x =$ [3]

- 10 The volume of each of the following solids is 1000 cm^3 .

Calculate the value of x for each solid.

- (a) A cube with side length $x\text{ cm}$.

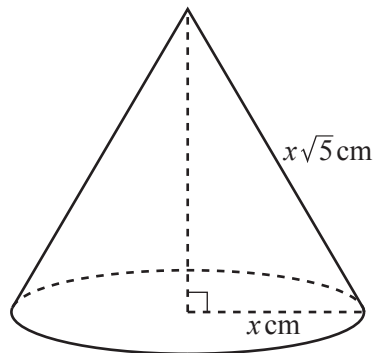
$x = \dots\dots\dots$ [1]

- (b) A sphere with radius $x\text{ cm}$.

[The volume, V , of a sphere with radius r is $V = \frac{4}{3}\pi r^3$.]

$x = \dots\dots\dots$ [3]

- (c)



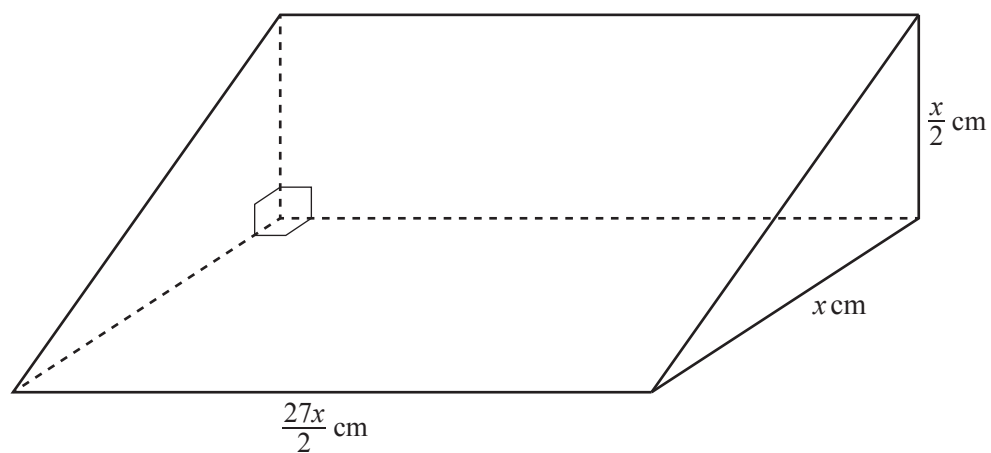
NOT TO
SCALE

A cone with radius $x\text{ cm}$ and slant height $x\sqrt{5}\text{ cm}$.

[The volume, V , of a cone with radius r and height h is $V = \frac{1}{3}\pi r^2 h$.]

$x = \dots\dots\dots$ [4]

(d)



NOT TO
SCALE

A prism with a right-angled triangle as its cross-section.

$$x = \dots\dots\dots [4]$$

Question 11 is printed on the next page.

11 Brad travelled from his home in New York to Chamonix.

- He left his home at 16 30 and travelled by taxi to the airport in New York.
This journey took 55 minutes and had an average speed of 18 km/h.
- He then travelled by plane to Geneva, departing from New York at 22 15.
The flight path can be taken as an arc of a circle of radius 6400 km with a sector angle of 55.5° .
The local time in Geneva is 6 hours ahead of the local time in New York.
Brad arrived in Geneva at 11 25 the next day.
- To complete his journey, Brad travelled by bus from Geneva to Chamonix.
This journey started at 13 00 and took 1 hour 36 minutes.
The average speed was 65 km/h.
The local time in Chamonix is the same as the local time in Geneva.

Find the overall average speed of Brad's journey from his home in New York to Chamonix.
Show all your working and give your answer in km/h.

..... km/h [11]

Permission to reproduce items where third-party owned material protected by copyright is included has been sought and cleared where possible. Every reasonable effort has been made by the publisher (UCLES) to trace copyright holders, but if any items requiring clearance have unwittingly been included, the publisher will be pleased to make amends at the earliest possible opportunity.

To avoid the issue of disclosure of answer-related information to candidates, all copyright acknowledgements are reproduced online in the Cambridge Assessment International Education Copyright Acknowledgements Booklet. This is produced for each series of examinations and is freely available to download at www.cambridgeinternational.org after the live examination series.

Cambridge Assessment International Education is part of the Cambridge Assessment Group. Cambridge Assessment is the brand name of the University of Cambridge Local Examinations Syndicate (UCLES), which itself is a department of the University of Cambridge.