





A Level Statistics Topic Checklist

Year 1

Year 2

Year 1 and Year 2

Statistics Topics				
Data				
Sampling				
Large data set (memorised set of facts – doesn't involve maths knowledge)				
Mean and standard deviation calculations				
Quartile Calculations - Interpolation				
Outliers				
Coding				
Box Plots				
Cumulative Frequency				
Histograms				
Comparing Data				
Regression and Correlation				
Calculating the correlation coefficient r and interpreting it				
Calculating the line of best fit/least squares regression line and interpreting the slope and intercept				
Using the line of best fit to make predictions				
Exponential Models				
Probability				
Set Notation				
Mutually exclusive and Independent Events				
Conditional Events				
Venn Diagrams				
Tree Diagrams				
Tables				
Distributions				
Dealing with Discrete Random Variables				
Binomial Distribution				
Normal Distribution				
Normal Approximation to Binomial (including Continuity Correction)				
Hypothesis Testing				
Binomial Distribution – performing the test, finding critical values and p values				
Normal Distribution – performing the test, finding critical values and p values				
Correlation – performing the test, finding critical values and p values				