

**ADVANCED SUBSIDIARY GCE
MATHEMATICS**

Decision Mathematics 1

QUESTION PAPER

4736

Candidates answer on the printed answer book.

OCR supplied materials:

- Printed answer book 4736
- List of Formulae (MF1)

Other materials required:

- Scientific or graphical calculator

**Thursday 26 May 2011
Morning**

Duration: 1 hour 30 minutes

INSTRUCTIONS TO CANDIDATES

These instructions are the same on the printed answer book and the question paper.

- The question paper will be found in the centre of the printed answer book.
- Write your name, centre number and candidate number in the spaces provided on the printed answer book. Please write clearly and in capital letters.
- **Write your answer to each question in the space provided in the printed answer book.** Additional paper may be used if necessary but you must clearly show your candidate number, centre number and question number(s).
- Use black ink. Pencil may be used for graphs and diagrams only.
- Read each question carefully. Make sure you know what you have to do before starting your answer.
- Answer **all** the questions.
- Do **not** write in the bar codes.
- You are permitted to use a scientific or graphical calculator in this paper.
- Give non-exact numerical answers correct to 3 significant figures unless a different degree of accuracy is specified in the question or is clearly appropriate.

INFORMATION FOR CANDIDATES

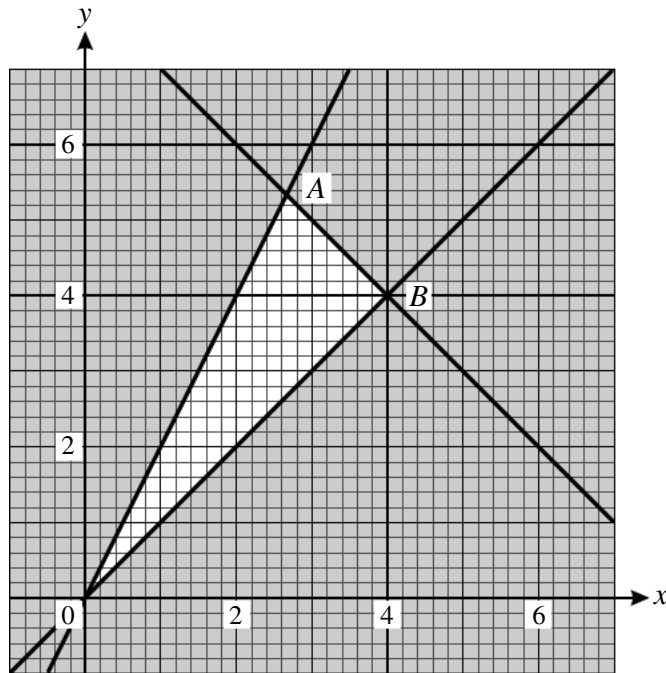
This information is the same on the printed answer book and the question paper.

- The number of marks is given in brackets [] at the end of each question or part question on the question paper.
- **You are reminded of the need for clear presentation in your answers.**
- The total number of marks for this paper is **72**.
- The printed answer book consists of **12** pages. The question paper consists of **8** pages. Any blank pages are indicated.

INSTRUCTION TO EXAMS OFFICER / INVIGILATOR

- Do not send this question paper for marking; it should be retained in the centre or destroyed.

- 1 The constraints of a linear programming problem are represented by the graph below. The feasible region is the unshaded region, including its boundaries.



- (i) Write down the inequalities that define the feasible region. [2]

The objective is to maximise $P_m = x + my$, where m is a positive, real-valued constant.

- (ii) In the case when $m = 2$, calculate the values of x and y at the optimal point, and the corresponding value of P_2 . [2]
- (iii) (a) Write down the values of m for which point A is optimal.
- (b) Write down the values of m for which point B is optimal. [2]

2 Consider the following algorithm.

- STEP 1 Input a number N
STEP 2 Calculate $R = N \div 2$
STEP 3 Calculate $S = ((N \div R) + R) \div 2$
STEP 4 If R and S are the same when rounded to 2 decimal places, go to STEP 7
STEP 5 Replace R with the value of S
STEP 6 Go to STEP 3
STEP 7 Output the value of R correct to 2 decimal places

- (i) Work through the algorithm starting with $N = 16$. Record the values of R and S each time they change and show the value of the output. [2]
- (ii) Work through the algorithm starting with $N = 2$. Record the values of R and S each time they change and show the value of the output. [2]
- (iii) What does the algorithm achieve for positive inputs? [1]
- (iv) Show that the algorithm fails when it is applied to $N = -4$. [1]
- (v) Describe what happens when the algorithm is applied to $N = -2$. Suggest how the algorithm could be improved to avoid this problem, without imposing a restriction on the allowable input values. [2]

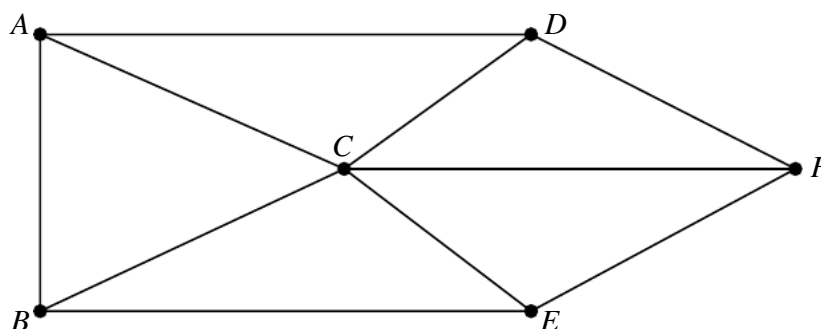
- 3 A *simple* graph is one in which any two vertices are directly connected by at most one arc and no vertex is directly connected to itself.

A *connected* graph is one in which every vertex is joined, directly or indirectly, to every other vertex.

A *simply connected* graph is one that is both simple and connected.

- (i) Explain why it is impossible to draw a graph with exactly five vertices of orders 1, 2, 3, 4 and 5. [1]
- (ii) Explain why there is no simply connected graph with exactly five vertices of orders 2, 2, 3, 4 and 5. State which of the properties 'simple' and 'connected' cannot be achieved. [2]
- (iii) Calculate the number of arcs in a simply connected graph with exactly five vertices of orders 1, 1, 2, 2 and 4. Hence explain why such a graph cannot be a tree. [2]
- (iv) Draw a simply connected semi-Eulerian graph with exactly five vertices that is also a tree. By considering the orders of the vertices, explain why it is impossible to draw a simply connected Eulerian graph with exactly five vertices that is also a tree. [2]

In the graph below the vertices represent buildings and the arcs represent pathways between those buildings.



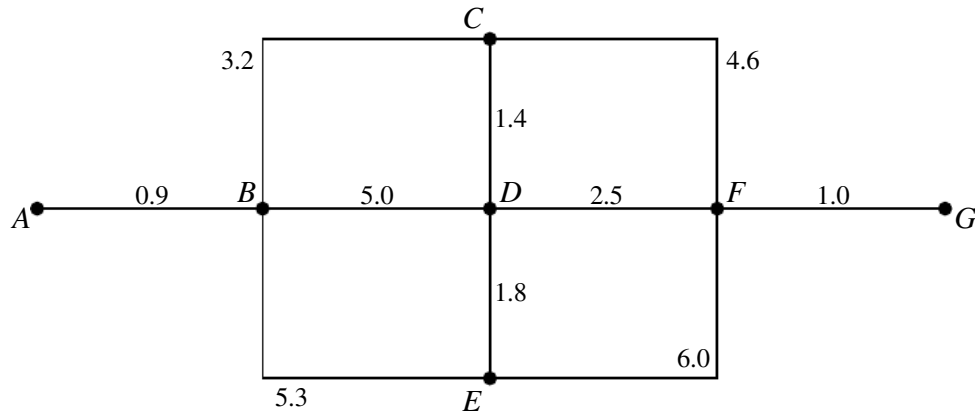
- (v) By considering the orders of the vertices, explain why it is impossible to walk along these pathways in a continuous route that uses every arc once and only once. Write down the minimum number of arcs that would need to be travelled twice to walk in a continuous route that uses every arc at least once. [2]

4 Consider the following LP problem.

$$\begin{array}{ll} \text{Maximise} & P = -3w + 5x - 7y + 2z, \\ \text{subject to} & w + 2x - 2y - z \leq 10, \\ & 2w + 3y - 4z \leq 12, \\ & 4w + 5x + y \leq 30, \\ \text{and} & w \geq 0, x \geq 0, y \geq 0, z \geq 0. \end{array}$$

- (i) Represent the problem as an initial Simplex tableau. Explain why the pivot can only be chosen from the x column. [4]
- (ii) Perform **one** iteration of the Simplex algorithm. Show how each row was obtained and write down the values of w , x , y , z and P at this stage. [4]
- (iii) Perform a second iteration of the Simplex algorithm. Write down the values of w , x , y , z and P at this stage and explain how you can tell from this tableau that P can be increased without limit. How could you have known from the LP formulation above that P could be increased without limit? [5]

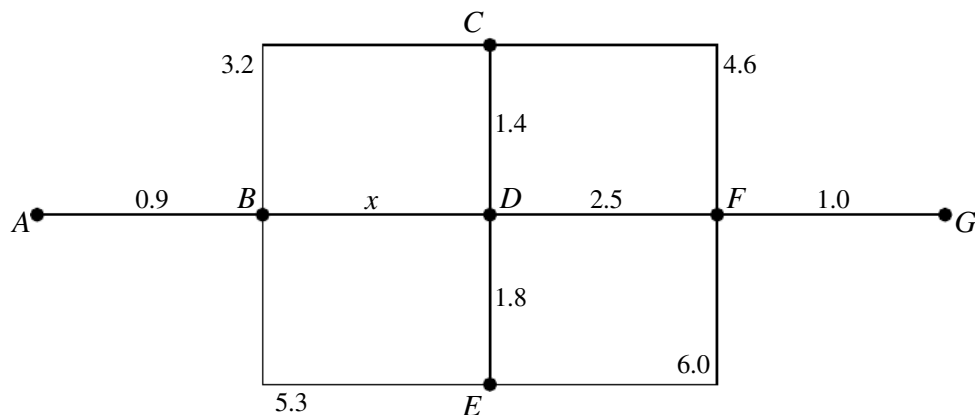
- 5 The arcs in the network below represent the tracks in a forest and the weights on the arcs represent distances in km.



Dijkstra's algorithm is to be used to find the shortest path from A to G .

- (i) Apply Dijkstra's algorithm to find the shortest path from A to G . Show your working, including temporary labels, permanent labels and the order in which permanent labels are assigned. Do not cross out your working values. Write down the route of the shortest path from A to G and give its length. [6]

The track joining B and D is washed away in a flood. It is replaced by a new track of unknown length, x km.

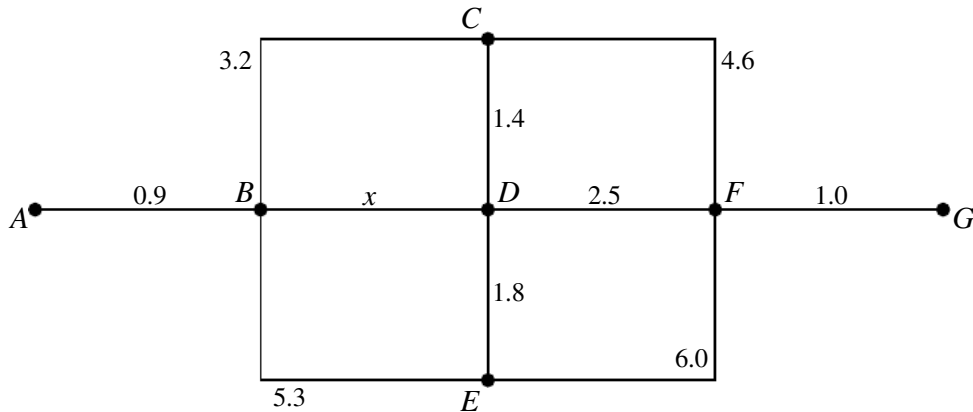


- (ii) What is the smallest value that x can take so that the route found in part (i) is still a shortest path? If the value of x is smaller than this, what is the weight of the shortest path from A to G ? [2]
- (iii) (a) For what values of x will vertex E have two temporary labels? Write down the values of these temporary labels. [2]
- (b) For what values of x will vertex C have two temporary labels? Write down the values of these temporary labels. [2]

Dijkstra's algorithm has quadratic order.

- (iv) If a computer takes 20 seconds to apply Dijkstra's algorithm to a complete network with 50 vertices, approximately how long will it take for a complete network with 100 vertices? [2]

- 6 The arcs in the network represent the tracks in a forest. The weights on the arcs represent distances in km.



Richard wants to walk along every track in the forest. The total weight of the arcs is $26.7 + x$.

- (i) Find, in terms of x , the length of the shortest route that Richard could use to walk along every track, starting at A and ending at G . Show all of your working. [3]
- (ii) Now suppose that Richard wants to find the length of the shortest route that he could use to walk along every track, starting and ending at A . Show that for $x \leq 1.8$ this route has length $(32.4 + 2x)$ km, and for $x \geq 1.8$ it has length $(34.2 + x)$ km. [8]

Whenever two tracks join there is an information board for visitors to the forest. Shauna wants to check that the information boards have not been vandalised. She wants to find the length of the shortest possible route that starts and ends at A , passing through every vertex at least once.

Consider first the case when x is less than 3.2.

- (iii) (a) Apply Prim's algorithm to the network, starting from vertex A , to find a minimum spanning tree. Draw the minimum spanning tree and state its total weight. Explain why the solution to Shauna's problem must be longer than this. [3]
- (b) Use the nearest neighbour strategy, starting from vertex A , and show that it stalls before it has visited every vertex. [2]

Now consider the case when x is greater than 3.2 but less than 4.6.

- (iv) (a) Draw the minimum spanning tree and state its total weight. [2]
- (b) Use the nearest neighbour strategy, starting from vertex A , to find a route from A to G passing through each vertex once. Write down the route obtained and its total weight. Show how a shortcut can give a shorter route from A to G passing through each vertex. Hence, explaining your method, find an upper bound for Shauna's problem. [4]

**Copyright Information**

OCR is committed to seeking permission to reproduce all third-party content that it uses in its assessment materials. OCR has attempted to identify and contact all copyright holders whose work is used in this paper. To avoid the issue of disclosure of answer-related information to candidates, all copyright acknowledgements are reproduced in the OCR Copyright Acknowledgements Booklet. This is produced for each series of examinations and is freely available to download from our public website (www.ocr.org.uk) after the live examination series.

If OCR has unwittingly failed to correctly acknowledge or clear any third-party content in this assessment material, OCR will be happy to correct its mistake at the earliest possible opportunity.

For queries or further information please contact the Copyright Team, First Floor, 9 Hills Road, Cambridge CB2 1GE.

OCR is part of the Cambridge Assessment Group; Cambridge Assessment is the brand name of University of Cambridge Local Examinations Syndicate (UCLES), which is itself a department of the University of Cambridge.